



# SF61G THRU SF68G

## 超快恢复二极管 Super Fast Rectifier

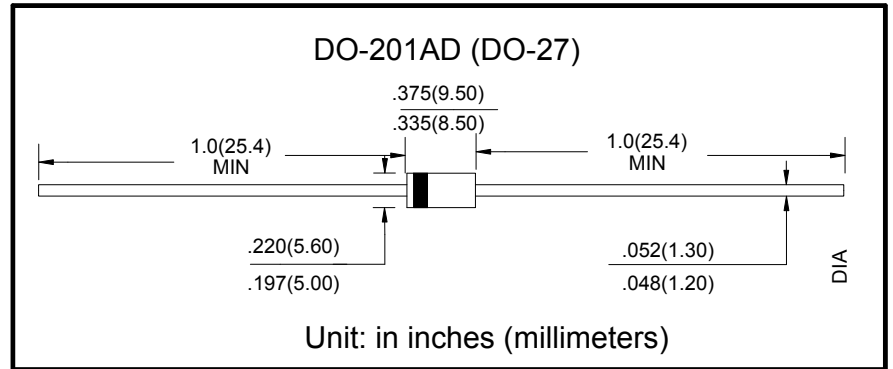
### ■特征 Features

- $I_o$  6.0A
- VRRM 50V-600V
- 耐正向浪涌电流能力高
- High surge current capability

### ■用途 Applications

- 整流用 Rectifier

### ■外形尺寸和印记 Outline Dimensions and Mark



### ■极限值 (绝对最大额定值)

#### Limiting Values (Absolute Maximum Rating)

参数名称 Item	符号 Symbol	单位 Unit	条件 Conditions	SF6							
				1G	2G	3G	4G	5G	6G	7G	8G
反向重复峰值电压 Repetitive Peak Reverse Voltage	$V_{RRM}$	V		50	100	150	200	300	400	500	600
正向平均电流 Average Forward Current	$I_{F(AV)}$	A	正弦半波 60Hz, 电阻负载, $T_a$ (FIG.1) 60Hz Half-sine wave, Resistance load, $T_a$ (FIG.1)	6.0							
正向 (不重复) 浪涌电流 Surge(Non-repetitive)Forward Current	$I_{FSM}$	A	正弦半波 60Hz, 一个周期, $T_a=25^\circ C$ 60Hz Half-sine wave, 1 cycle, $T_a=25^\circ C$	150							
结温 Junction Temperature	$T_J$	$^\circ C$		-55~+150							
储存温度 Storage Temperature	$T_{STG}$	$^\circ C$		-55 ~ +150							

### ■电特性 (Ta=25°C 除非另有规定)

#### Electrical Characteristics (Ta=25°C Unless otherwise specified)

参数名称 Item	符号 Symbol	单位 Unit	测试条件 Test Condition	SF6							
				1G	2G	3G	4G	5G	6G	7G	8G
正向峰值电压 Peak Forward Voltage	$V_{FM}$	V	$I_{FM}=6.0A$	0.95			1.3		1.7		
反向峰值电流 Peak Reverse Current	$I_{RRM1}$	$\mu A$	$V_{RM}=V_{RRM}$	$T_a=25^\circ C$							
	$I_{RRM2}$			$T_a=125^\circ C$							
反向恢复时间 Reverse Recovery time	$t_r$	ns	$I_F=0.5A$ $I_R=1A$ $I_{RR}=0.25A$	35							

## ■特性曲线（典型） Characteristics(Typical)

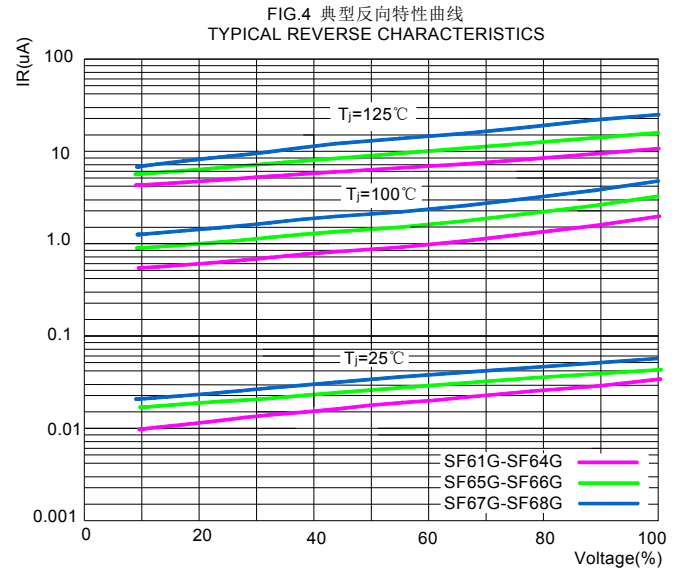
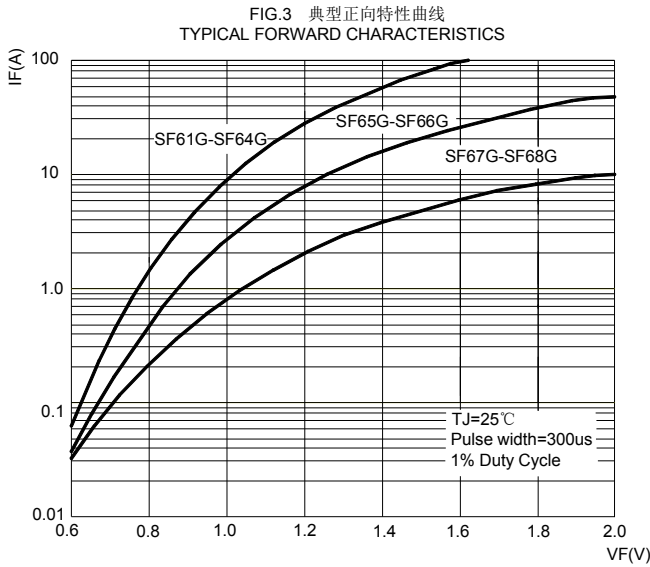
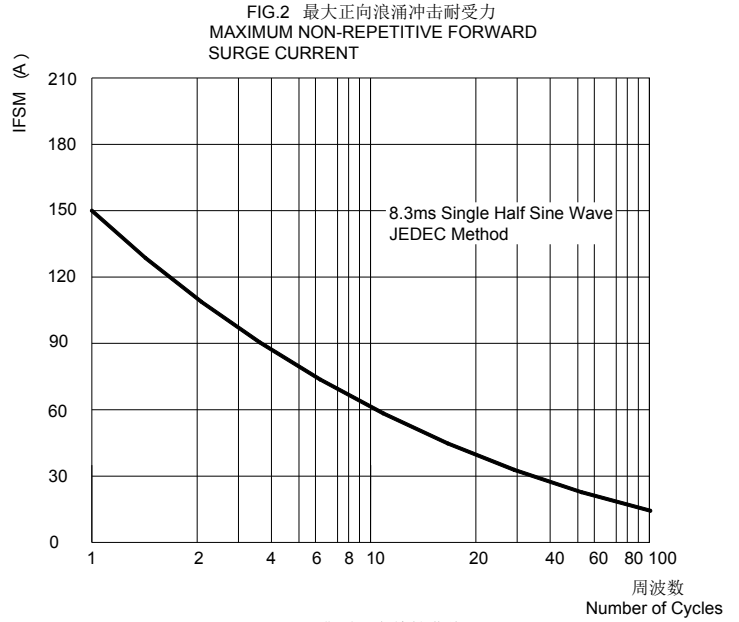
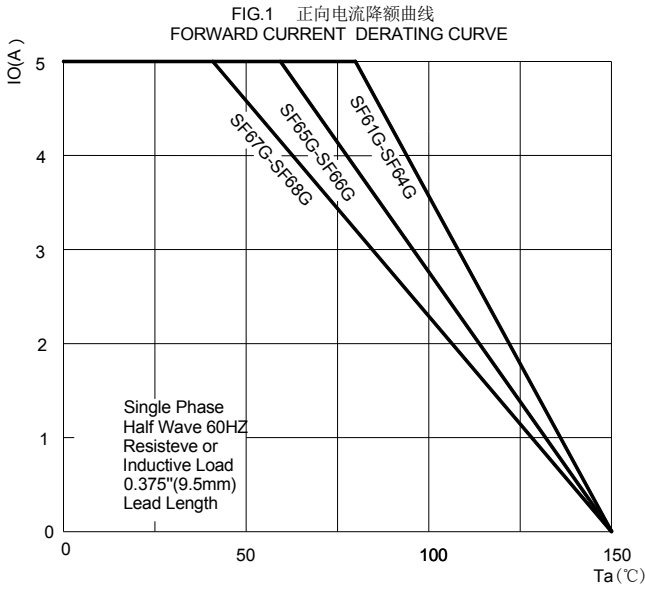


FIG.5 反向恢复时间试验电路及测试波形示意图  
Diagram of circuit and Testing wave form of reverse recovery time

